

## Year 3 - Design Technology - Knowledge Organiser – Textiles

Key Vocabulary	Definition
template	a shape drawn to exact shape and size, used to assist in cutting out
aesthetics	what the product looks like
fastening	cloth produced by weaving or knitting textile fabrics
seam allowance	an extra fabric allowed for joining together – usually 1.5cm
Seam	A line of stitching that joins fabric together
gusset	a piece of material sewn into a garment to strengthen or enlarge a part of it.
embroidery	sewing decorative designs onto fabric
reinforce	to strengthen or support something
Specification	Stating the exact requirements of something
Prototype	A model that is made to test whether a design will work

### Key Knowledge

I know products are designed for different purposes and uses.

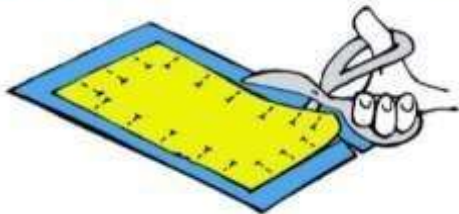
I know a range of stitches.

I know how to make a paper template that uses a seam allowance.

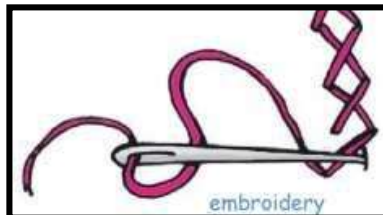
I understand how to measure, tape or pin, cut and join fabric with some accuracy.

### Cutting out techniques


Ensure template is secured to fabric to allow for accuracy. Double sided tape can be used instead of pins to do this.



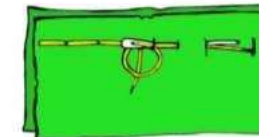
### Possible fastenings



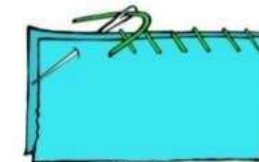
### Teaching aids - joining techniques



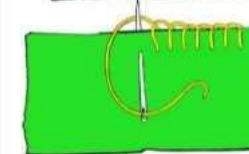
Back stitch



Backward running stitch



Over sew stitch



Blanket stitch



Running stitch

